




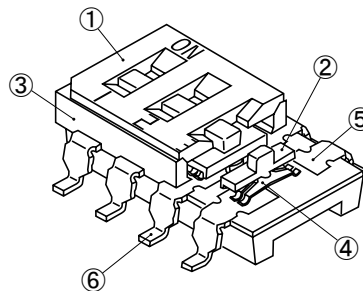
SLIDE SWITCHES (FULL PITCH)



RoHS compliant



INTERNAL STRUCTURE



Part name	Material	Flammability
① Cover	Polyphenylenesulphide	UL94V-0
② Slider	Polyamide	
③ Housing	Polyphenylenesulphide	-
④ Slider contact	Copper alloy, Gold-plated	
⑤ Fixed contact		
⑥ Terminal pin		

FEATURES

- RoHS compliant
- Excellet contact stability by twin Gold-plated contact
- Cost effective

APPLICATIONS

- Communication devices, Air-conditioning equipment, Vending machines and various control equipment

型式表示 PART NUMBER DESIGNATION

C W S - 1 0 0 1 T B

Series name

No. of bits

- 01 : 1 bits 02 : 2 bits 03 : 3 bits
- 04 : 4 bits 05 : 5 bits 06 : 6 bits
- 08 : 8 bits 10 : 10 bits

Structure

- 01 : Flat knob • non-washable type (Without seal tape)
- 02 : Convex knob of 0.6 mm • non-washable type (Without seal tape)
- 03 : Convex knob of 1 mm • non-washable type (Without seal tape)

Shape of terminal

- B : Gull wing
- C : Through hole pin

Form of packaging

- T : Taping (Reel)
- M : Magazine

※Please refer to the LIST OF PART NUMBERS when placing orders.

CWS

SLIDE SWITCHES (FULL PITCH)

■ LIST OF PART NUMBERS

No. of bits	Form of packaging	Structure		Pieces in package
		Flat knob · non-washable type (Without seal tape)		
		B (Gull wing)	C (Through hole pin)	
1	Taping	CWS-0101TB	/	1000 pcs./reel
	Magazine	CWS-0101MB	CWS-0101MC	118 pcs./stick
2	Taping	CWS-0201TB	/	1000 pcs./reel
	Magazine	CWS-0201MB	CWS-0201MC	72 pcs./stick
3	Taping	CWS-0301TB	/	1000 pcs./reel
	Magazine	CWS-0301MB	CWS-0301MC	52 pcs./stick
4	Taping	CWS-0401TB	/	1000 pcs./reel
	Magazine	CWS-0401MB	CWS-0401MC	40 pcs./stick
5	Taping	CWS-0501TB	/	1000 pcs./reel
	Magazine	CWS-0501MB	CWS-0501MC	32 pcs./stick
6	Taping	CWS-0601TB	/	1000 pcs./reel
	Magazine	CWS-0601MB	CWS-0601MC	28 pcs./stick
8	Taping	CWS-0801TB	/	1000 pcs./reel
	Magazine	CWS-0801MB	CWS-0801MC	20 pcs./stick
10	Taping	CWS-1001TB	/	1000 pcs./reel
	Magazine	CWS-1001MB	CWS-1001MC	16 pcs./stick

No. of bits	Form of packaging	Structure				Pieces in package
		Convex knob of 0.6 mm · non-washable type (Without seal tape)		Convex knob of 1 mm · non-washable type (Without seal tape)		
		B (Gull wing)	C (Through hole pin)	B (Gull wing)	C (Through hole pin)	
1	Taping	CWS-0102TB	/	CWS-0103TB	/	800 pcs./reel
	Magazine	CWS-0102MB	CWS-0102MC	CWS-0103MB	CWS-0103MC	118 pcs./stick
2	Taping	CWS-0202TB	/	CWS-0203TB	/	800 pcs./reel
	Magazine	CWS-0202MB	CWS-0202MC	CWS-0203MB	CWS-0203MC	72 pcs./stick
3	Taping	CWS-0302TB	/	CWS-0303TB	/	800 pcs./reel
	Magazine	CWS-0302MB	CWS-0301MC	CWS-0303MB	CWS-0303MC	52 pcs./stick
4	Taping	CWS-0402TB	/	CWS-0403TB	/	800 pcs./reel
	Magazine	CWS-0402MB	CWS-0402MC	CWS-0403MB	CWS-0403MC	40 pcs./stick
5	Taping	CWS-0502TB	/	CWS-0503TB	/	800 pcs./reel
	Magazine	CWS-0502MB	CWS-0502MC	CWS-0503MB	CWS-0500MC	32 pcs./stick
6	Taping	CWS-0602TB	/	CWS-0603TB	/	800 pcs./reel
	Magazine	CWS-0602MB	CWS-0602MC	CWS-0603MB	CWS-0603MC	28 pcs./stick
8	Taping	CWS-0802TB	/	CWS-0803TB	/	800 pcs./reel
	Magazine	CWS-0802MB	CWS-0802MC	CWS-0803MB	CWS-0803MC	20 pcs./stick
10	Taping	CWS-1002TB	/	CWS-1003TB	/	800 pcs./reel
	Magazine	CWS-1002MB	CWS-1002MC	CWS-1003MB	CWS-1003MC	16 pcs./stick

☐: Not manufactured

※ Verify the above part numbers when placing orders.

Taping and magazine version can be supplied only in reel or stick units.

STANDARD SPECIFICATIONS

Operating temp. range	- 40 ~ 85 °C
Storage temp. range	
Sealing	Non-washable
Net weight	Approx. 0.15 g (CWS-01), Approx. 0.24 g (CWS-02), Approx. 0.33 g (CWS-03), Approx. 0.42 g (CWS-04), Approx. 0.51 g (CWS-05), Approx. 0.61 g (CWS-06), Approx. 0.82 g (CWS-08), Approx. 0.98 g (CWS-10)

ELECTRICAL CHARACTERISTICS

Contact rating Non-switching Switching Minimum	DC50 V 100 mA DC6 V, 100 mA DC20 mV 1 μA
Contact resistance	100 mΩ (1.5 mA 1 kHz 20 mV maximum) maximum
Insulation resistance	1000 MΩ (DC100 V) minimum
Dielectric strength	AC500 V, 60 s

MECHANICAL CHARACTERISTICS

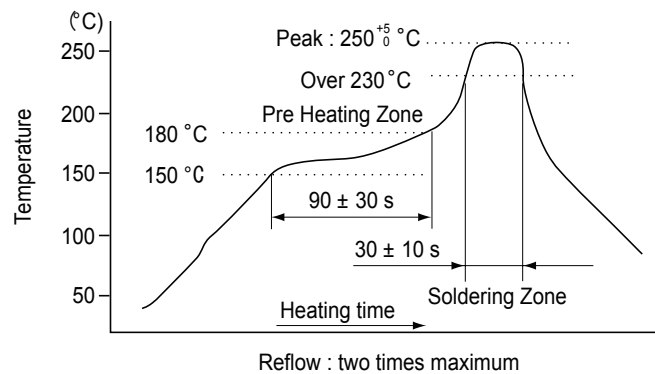
Stroke	1 mm
Operation force	0.5 ~ 7 N {0.05 ~ 0.71 kgf}
Stop strength	10 N {1.02 kgf} 60 s
Solderability	245 ± 3 °C, 2 ~ 3 s
Soldering heat	Flow : 260 ± 3 °C, 5 ~ 6 s, two times maximum Reflow : 255 °C (Peak temperature) (Please refer to the profile below) Manual soldering : 350 ± 10 °C, 3 ~ 4 s
Shear (Adhesion)	5 N {0.51 kgf} 10 s
Substrate bending	Width 90 mm, bend 3 mm, 5 s, 1 time
Pull-off strength	5 N {0.51 kgf} 10 s

{ } Reference only

ENVIRONMENTAL CHARACTERISTICS

Vibration	(Amplitude) 1.5 mm (Acceleration) 98 m/s ² , 10-500 Hz, 3 directions for 10 cycles each
Shock	490 m/s ² , 11 ms, 6 directions for 3 times each
Load life	Continuous load 1000 cycles, DC6 ± 0.5 V, 100 ± 10 mA
Humidity	-10 ~ 65 °C, Relative humidity 0 ~ 96 %, 24 h for 10 cycles
High temp. exposure	85 °C, 96 h
Low temp. exposure	-40 °C, 96 h
Thermal shock	-40 (0.5 h) ~ 85 °C (0.5 h), 5 cycles

< Reflow profile for soldering heat evaluation >



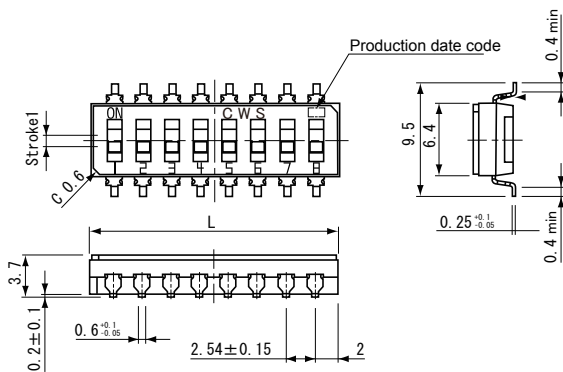
CWS

SLIDE SWITCHES (FULL PITCH)

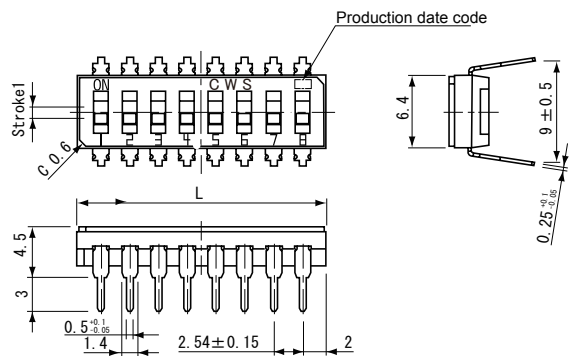
OUTLINE DIMENSIONS

Unless otherwise specified, tolerance : ± 0.3 (Unit : mm)

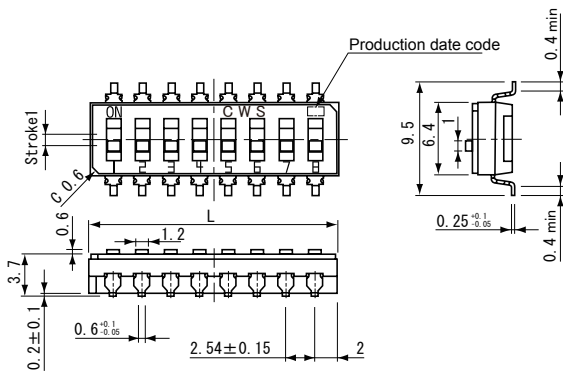
Flat knob, Gull wing



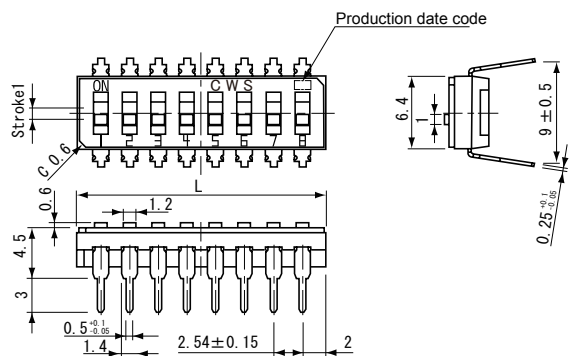
Flat knob, Through hole pin



Convex knob of 0.6 mm, Gull wing



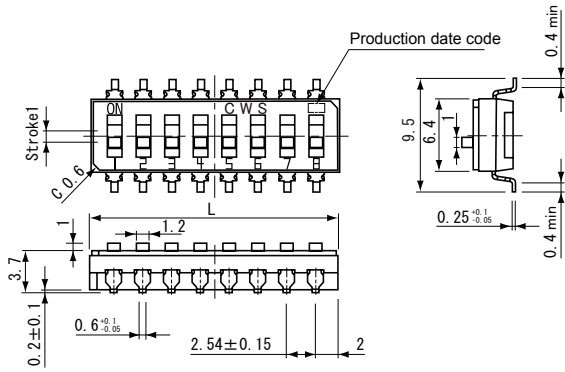
Convex knob of 0.6 mm, Through hole pin



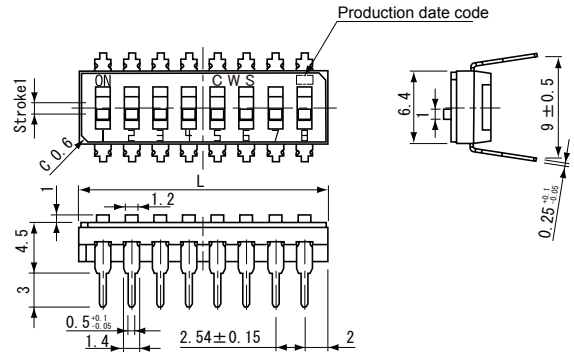
CWS

SLIDE SWITCHES (FULL PITCH)

● Convex knob of 1 mm, Gull wing



● Convex knob of 1 mm, Through hole pin



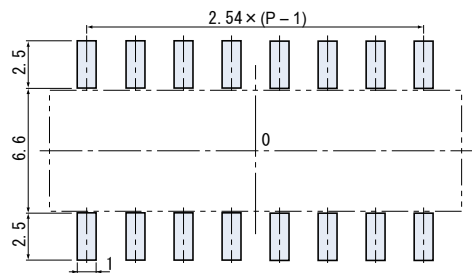
Part number	Schematic	No. of bits.	L dimension	Part number	Schematic	No. of bits.	L dimension
CWS-01		1	3.95	CWS-05		5	14.15
CWS-02		2	6.5	CWS-06		6	16.7
CWS-03		3	9.05	CWS-08		8	21.8
CWS-04		4	11.6	CWS-10		10	26.9

RECOMMENDED P.C.B. PAD DIMENSIONS

(Unit : mm)

● CWS-□□□□B

P : No. of bits

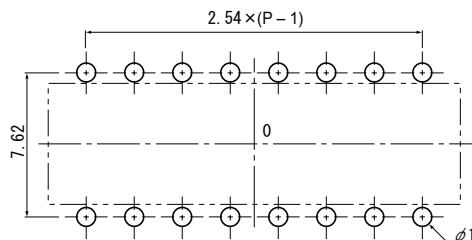


SIZE OF P.C.B. PROCESSING

(Unit : mm)

● CWS-□□□□C

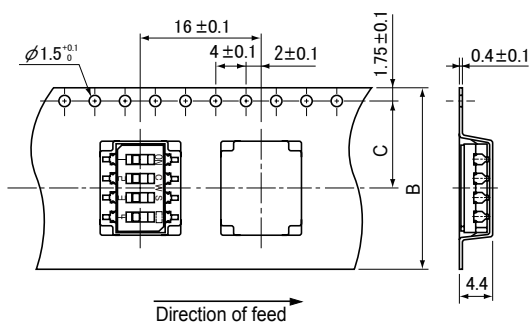
P : No. of bits



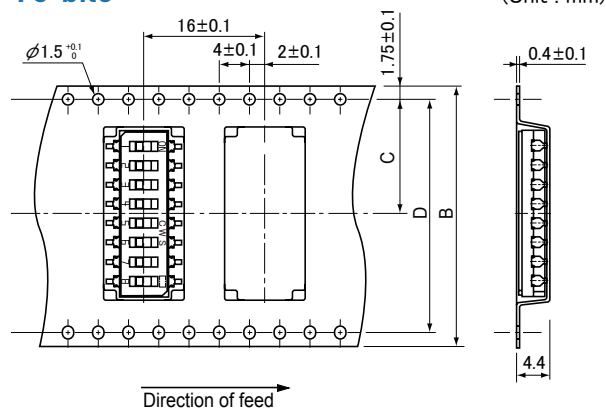
CWS

SLIDE SWITCHES (FULL PITCH)

● Flat knob 1 ~ 6 bits



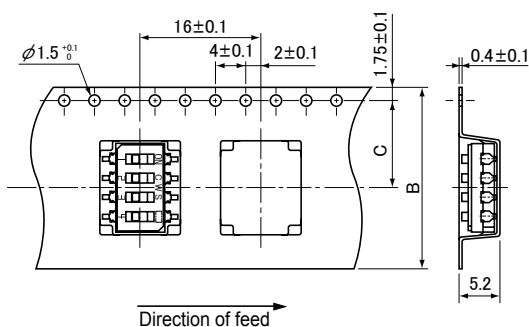
8, 10 bits



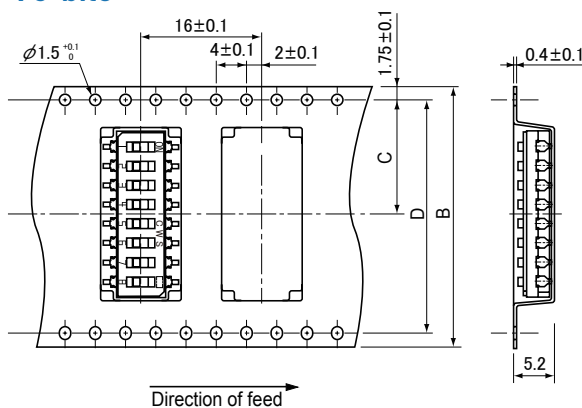
(Unit : mm)

No. of bits	B	C	D
1 ~ 6	24	11.5 ± 0.1	—
8	32	14.2 ± 0.1	28.4 ± 0.1
10	44	20.2 ± 0.1	40.4 ± 0.1

● Convex knob 1 ~ 6 bits



8, 10 bits



No. of bits	B	C	D
1 ~ 6	24	11.5 ± 0.1	—
8, 10	44	20.2 ± 0.1	40.4 ± 0.1

<Magazine packaging specifications>

- Packing quantities of magazines are different depending on the bit number of the switches.

Please order the multiple numbers of the specific packing quantities.
(e.g. 40 pcs., 80 pcs., 120 pcs., etc., in case of 4 bits version)

Pieces in package :

- 1 bits, 118 pcs./stick
- 2 bits, 72 pcs./stick
- 3 bits, 52 pcs./stick
- 4 bits, 40 pcs./stick
- 5 bits, 32 pcs./stick
- 6 bits, 28 pcs./stick
- 8 bits, 20 pcs./stick
- 10 bits, 16 pcs./stick

A **Nidec** Group Company
COPAL ELECTRONICS
All for dreams

NIDEC COPAL ELECTRONICS CORP.

7-5-25 Nishi-Shinjuku, Shinjuku-ku, Tokyo 160-0023 JAPAN
Phone:+81-3-3364-7055 Fax:+81-3-3364-7098

NIDEC COPAL ELECTRONICS, INC.

367 Van Ness Way, Suite 601
Torrance, CA 90501 U.S.A
Phone:+1-310-618-0225 Fax:+1-310-618-9984

NIDEC COPAL ELECTRONICS (SHANGHAI) CO.,LTD.

Unit A, 4/F, No.4 Bldg., No.253, Ai Du Rd., Wai Gao Qiao
Free Trade Zone, Shanghai, CHINA P.C.200131
Phone:+86-21-5046-3009 Fax:+86-21-5046-3115

NIDEC COPAL ELECTRONICS (TAIWAN) CO., LTD.

18F-1, No.57, Sec.2, Tun Hwa S.Rd., Taipei, TAIWAN
Phone:+886-2-27030577 Fax:+886-2-27010577

URL <http://www.nidec-copal-electronics.com>

NIDEC COPAL ELECTRONICS GMBH

Mergenthalerallee 79-81
65760 Eschborn GERMANY
Phone:+49-6196-92775-0 Fax:+49-6196-92775-75

NIDEC COPAL ELECTRONICS KOREA CORP.

2F Jin-il Bldg., 52-7 Banpo-Dong, Seocho-Gu,
Seoul 137-040 KOREA
Phone:+82-2-3482-5861 Fax:+82-2-3482-5860

NIDEC COPAL ELECTRONICS SINGAPORE PTE. LTD.

180B Bencoolen Street #07-05 The Bencoolen Singapore 189648
Phone:+65-6535-0056 Fax:+65-6535-0087

Sales agent

