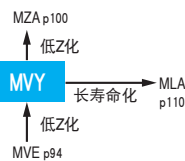


ALCHIP™ - MVY 系列

表面安装 低 Z 耐清洗 RoHS指令适应品

6.3 ~ 63Vdc



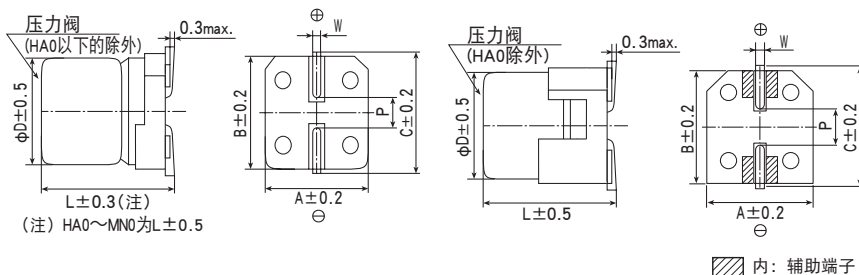
- 额定电压 6.3 ~ 100V。
- 低阻抗、保证 105°C 1,000 ~ 5,000 小时。
- 最适合 DC-DC 转换器。
- 产品尺寸：φ4×5.2L ~ φ18×21.5L。
- 可对应耐振构造产品。
- 符合 AEC-Q200。详情请另行咨询。

规格表

项目	性能												
工作温度范围	-55~+105°C (6.3~63Vdc) -40~+105°C (80~100Vdc)												
额定电压范围	6.3~100Vdc												
静电容量容许差	±20%(M) (20°C、120Hz)												
漏电流	I ≤ 0.01CV 或者 3μA 中任意一个较大值 I: 漏电流 (μA)、C: 静电容量 (μF)、额定电压 (Vdc) (20°C、2分值)												
损失角正切值 (tan δ)	额定电压 (Vdc)	6.3V	10V	16V	25V	35V	50V	63V	80V	100V			
	tan δ (Max.)	D55~F80	0.24	0.20	0.16	0.14	0.12	0.12	—	—	—		
		HA0、JA0	0.28	0.24	0.20	0.16	0.14	0.12	—	—	—		
但是, 超过 1,000 μF 的每增加 1,000 μF tan δ 设定增加 0.02。 (20°C、120Hz)													
温度特性 (阻抗比 Max右表值)	额定电压 (Vdc)	6.3V	10V	16V	25V	35V	50V	63V	80V	100V			
	Z(-40°C) / Z(+20°C)	D55~JA0	3	2	2	2	2	2	—	—	—		
		KE0~MN0	10	8	6	4	3	3	3	3	3	(120Hz)	
耐久性	在 105°C 环境中, 连续加载规定时间的额定电压后, 待温度恢复到 20°C 进行测量时, 应满足以下要求。												
	规定时间	D55~F80 : 1,000小时 HA0, JA0 : 2,000小时 KE0~MN0 : 5,000小时											
	额定电压 (Vdc)	6.3Vdc (D55~JA0)				6.3~100Vdc							
	静电容量变化率	≤ 初始值的 ±30%				≤ 初始值的 ±20%							
	损失角正切值	≤ 初始规格值的 300%				≤ 初始规格值的 200%							
	漏电流	≤ 初始规格值											
高温无负荷特性	在 105°C 环境中, 无负荷放置 1,000 小时后待温度恢复到 20°C, 进行试验前处理 (JIS C 5101-4 4.1 项) 后, 应满足以下要求。												
	额定电压 (Vdc)	6.3Vdc (D55~JA0)				6.3~100Vdc							
	静电容量变化率	≤ 初始值的 ±30%				≤ 初始值的 ±20%							
	损失角正切值	≤ 初始规格值的 300%				≤ 初始规格值的 200%							
	漏电流	≤ 初始规格值											
容许清洗条件	请参考 Technical note 第 6 项「基板清洗」 (另外, 额定电压为 80, 100Vdc 的产品不属于基板清洗类型。)												

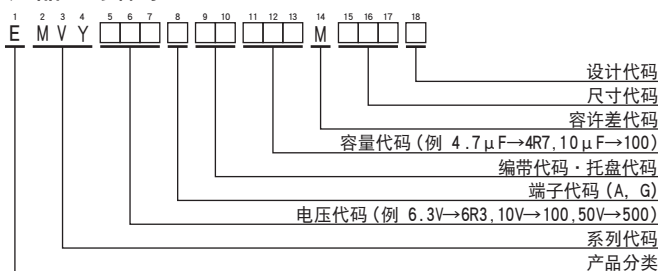
尺寸图 (CE32 形) [mm]

- 端子代码: A
- 尺寸代码: D55~MN0
- 端子代码: G (耐振构造)
- 尺寸代码: HA0~MN0 (带辅助端子)

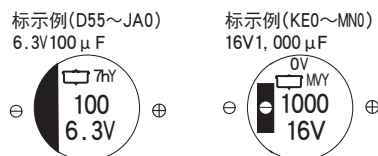


尺寸代码	D	L	A	B	C	W	P
D55	4	5.2	4.3	4.3	5.1	0.5~0.8	1.0
E55	5	5.2	5.3	5.3	5.9	0.5~0.8	1.4
F55	6.3	5.2	6.6	6.6	7.2	0.5~0.8	1.9
F61	6.3	5.8	6.6	6.6	7.2	0.5~0.8	1.9
F80	6.3	7.7	6.6	6.6	7.2	0.5~0.8	1.9
HA0	8	10.0	8.3	8.3	9.0	0.7~1.1	3.1
JA0	10	10.0	10.3	10.3	11.0	0.7~1.1	4.5
KE0	12.5	13.5	13.0	13.0	13.7	1.0~1.3	4.2
KG5	12.5	16.0	13.0	13.0	13.7	1.0~1.3	4.2
LH0	16	16.5	17.0	17.0	18.0	1.0~1.3	6.5
LN0	16	21.5	17.0	17.0	18.0	1.0~1.3	6.5
MH0	18	16.5	19.0	19.0	20.0	1.0~1.3	6.5
MN0	18	21.5	19.0	19.0	20.0	1.0~1.3	6.5

产品型号体系



标示



产品型号代码的详细介绍请参考「产品型号表示方法(贴片型)」。

◆标准品一览表

□ 内的产品 (80 / 100Vdc) 不能进行基板清洗。

VV (Vdc)	Cap (μF)	尺寸代码	阻抗 (Ω <sub>max</sub> /20°C、100kHz)	额定纹波电流 (mA <sub>rms</sub> /105°C、100kHz)	产品型号	VV (Vdc)	Cap (μF)	尺寸代码	阻抗 (Ω <sub>max</sub> /20°C、100kHz)	额定纹波电流 (mA <sub>rms</sub> /105°C、100kHz)	产品型号		
6.3	22	D55	3.0	60	EMVY6R3ADA220MD55G	25	330	HA0	0.30	450	EMVY250□DA331MHA0G		
	33	E55	1.8	95	EMVY6R3ADA330ME55G		470	JA0	0.15	670	EMVY250□DA471MJA0G		
	47	E55	1.8	95	EMVY6R3ADA470ME55G		1,000	LH0	0.054	1,260	EMVY250□DA102MLH0S		
	100	F55	1.0	140	EMVY6R3ADA101MF55G		1,000	MH0	0.054	1,350	EMVY250□DA102MMH0S		
	220	F55	1.0	140	EMVY6R3ADA221MF55G		2,200	LN0	0.038	1,630	EMVY250□DA222MLN0S		
	330	F80	0.34	280	EMVY6R3ADA331MF80G		2,200	MN0	0.038	1,750	EMVY250□DA222MNN0S		
	470	HA0	0.30	450	EMVY6R3□DA471MHA0G		3,300	MN0	0.038	1,750	EMVY250□DA332MNN0S		
	680	HA0	0.30	450	EMVY6R3□DA681MHA0G		35	4.7	D55	3.0	60	EMVY350ADA4R7MD55G	
	1,000	HA0	0.30	450	EMVY6R3□DA102MHA0G			10	E55	1.8	95	EMVY350ADA100ME55G	
	1,500	JA0	0.15	670	EMVY6R3□DA152MJA0G			22	F55	1.0	140	EMVY350ADA220MF55G	
	2,200	KE0	0.070	820	EMVY6R3□RA222MKE0S			33	F55	1.0	140	EMVY350ADA330MF55G	
	2,200	LH0	0.054	1,260	EMVY6R3□DA222MLH0S			47	F55	1.0	140	EMVY350ADA470MF55G	
	3,300	KG5	0.060	950	EMVY6R3□RA332MKG5S			47	F61	1.0	140	EMVY350ADA470MF61G	
	3,300	MH0	0.054	1,350	EMVY6R3□DA332MMH0S			68	F80	0.34	280	EMVY350ADA680MF80G	
	4,700	LN0	0.038	1,630	EMVY6R3□DA472MLN0S			100	HA0	0.30	450	EMVY350□DA101MHA0G	
	4,700	MH0	0.054	1,350	EMVY6R3□DA472MMH0S			220	HA0	0.30	450	EMVY350□DA221MHA0G	
6,800	LN0	0.038	1,630	EMVY6R3□DA682MLN0S	330	JA0		0.15	670	EMVY350□DA331MJA0G			
6,800	MN0	0.038	1,750	EMVY6R3□DA682MNN0S	470	KE0		0.070	820	EMVY350□RA471MKE0S			
8,200	MN0	0.038	1,750	EMVY6R3□DA822MNN0S	470	LH0		0.054	1,260	EMVY350□DA471MLH0S			
10	22	E55	1.8	95	EMVY100ADA220ME55G	1,000		LH0	0.054	1,260	EMVY350□DA102MLH0S		
	33	E55	1.8	95	EMVY100ADA330ME55G	1,000		MH0	0.054	1,350	EMVY350□DA102MMH0S		
	47	F55	1.0	140	EMVY100ADA470MF55G	2,200		MN0	0.038	1,750	EMVY350□DA222MNN0S		
	100	F55	1.0	140	EMVY100ADA101MF55G	50		1.0	D55	5.0	30	EMVY500ADA1R0MD55G	
	220	F80	0.34	280	EMVY100ADA221MF80G		2.2	D55	5.0	30	EMVY500ADA2R2MD55G		
	330	HA0	0.30	450	EMVY100□DA331MHA0G		3.3	D55	5.0	30	EMVY500ADA3R3MD55G		
	470	HA0	0.30	450	EMVY100□DA471MHA0G		4.7	E55	3.0	50	EMVY500ADA4R7ME55G		
	680	JA0	0.15	670	EMVY100□DA681MJA0G		10	F55	2.0	70	EMVY500ADA100MF55G		
	1,000	JA0	0.15	670	EMVY100□DA102MJA0G		22	F55	2.0	70	EMVY500ADA220MF55G		
	2,200	KG5	0.060	950	EMVY100□RA222MKG5S		33	F80	0.60	170	EMVY500ADA330MF80G		
	2,200	LH0	0.054	1,260	EMVY100□DA222MLH0S		47	F80	0.60	170	EMVY500ADA470MF80G		
	3,300	LH0	0.054	1,260	EMVY100□DA332MLH0S		68	HA0	0.60	300	EMVY500ADA680MHA0G		
	3,300	MH0	0.054	1,350	EMVY100□DA332MMH0S		100	HA0	0.60	300	EMVY500□DA101MHA0G		
	4,700	LN0	0.038	1,630	EMVY100□DA472MLN0S		220	JA0	0.30	500	EMVY500□DA221MJA0G		
	4,700	MN0	0.038	1,750	EMVY100□DA472MNN0S		330	KE0	0.11	650	EMVY500□RA331MKE0S		
	6,800	MN0	0.038	1,750	EMVY100□DA682MNN0S		330	LH0	0.087	900	EMVY500□DA331MLH0S		
16	10	D55	3.0	60	EMVY160ADA100MD55G		470	LH0	0.087	900	EMVY500□DA471MLH0S		
	22	E55	1.8	95	EMVY160ADA220ME55G		470	MH0	0.087	1,060	EMVY500□DA471MMH0S		
	33	F55	1.0	140	EMVY160ADA330MF55G		1,000	MN0	0.050	1,520	EMVY500□DA102MNN0S		
	47	F55	1.0	140	EMVY160ADA470MF55G	63	68	KE0	0.19	500	EMVY630□RA680MKE0S		
	100	F55	1.0	140	EMVY160ADA101MF55G		100	KE0	0.19	500	EMVY630□RA101MKE0S		
	220	F80	0.34	280	EMVY160ADA221MF80G		220	KE0	0.19	500	EMVY630□RA221MKE0S		
	330	HA0	0.30	450	EMVY160□DA331MHA0G		220	LH0	0.12	845	EMVY630□DA221MLH0S		
	470	HA0	0.30	450	EMVY160□DA471MHA0G		330	LH0	0.12	845	EMVY630□DA331MLH0S		
	680	JA0	0.15	670	EMVY160□DA681MJA0G		330	MH0	0.12	905	EMVY630□DA331MMH0S		
	1,000	KE0	0.070	820	EMVY160□RA102MKE0S		470	LN0	0.085	1,100	EMVY630□DA471MLN0S		
	1,000	LH0	0.054	1,260	EMVY160□DA102MLH0S		470	MH0	0.12	905	EMVY630□DA471MMH0S		
	2,200	LH0	0.054	1,260	EMVY160□DA222MLH0S		80	100	KE0	0.33	450	EMVY800□RA101MKE0S	
	2,200	MH0	0.054	1,350	EMVY160□DA222MMH0S			220	KG5	0.26	550	EMVY800□RA221MKG5S	
	3,300	LN0	0.038	1,630	EMVY160□DA332MLN0S			330	LN0	0.16	900	EMVY800□DA331MLN0S	
	3,300	MH0	0.054	1,350	EMVY160□DA332MMH0S			330	MH0	0.24	700	EMVY800□DA331MMH0S	
	4,700	MN0	0.038	1,750	EMVY160□DA472MNN0S			470	MN0	0.16	950	EMVY800□DA471MNN0S	
25	10	E55	1.8	95	EMVY250ADA100ME55G			100	47	KE0	0.33	450	EMVY101□RA470MKE0S
	22	F55	1.0	140	EMVY250ADA220MF55G				68	KE0	0.33	450	EMVY101□RA680MKE0S
	33	F55	1.0	140	EMVY250ADA330MF55G				100	KE0	0.33	450	EMVY101□RA101MKE0S
	47	F55	1.0	140	EMVY250ADA470MF55G	100	LH0		0.24	650	EMVY101□DA101MLH0S		
	100	F80	0.34	280	EMVY250ADA101MF80G	220	LN0		0.16	900	EMVY101□DA221MLN0S		
	220	HA0	0.30	450	EMVY250□DA221MHA0G	220	MH0		0.24	700	EMVY101□DA221MMH0S		
						330	MN0		0.16	950	EMVY101□DA331MNN0S		

□ 内为端子代码。

◆ 额定纹波电流频率修正系数

纹波频率与标准品一览表的规定值相异时、请使用小于乘以下表系数所得之值的值

● 频率修正系数

尺寸代码	静电容量 (μF)	频率 (Hz)			
		120	1k	10 k	100 k
D55~JA0	1.0~4.7	0.35	0.70	0.90	1.00
	10~100	0.40	0.75	0.90	1.00
	220~470	0.50	0.85	0.94	1.00
	680~1,500	0.60	0.87	0.95	1.00
KE0~MN0	47~100	0.40	0.75	0.90	1.00
	220~470	0.50	0.85	0.94	1.00
	1,000	0.60	0.87	0.95	1.00
	2,200~3,300	0.75	0.90	0.95	1.00
	4,700~8,200	0.85	0.95	0.98	1.00

※ 铝电解电容器由于在纹波电流叠加时自我发热，温度上升而老化，每升温5°C寿命减少一半。  
要想保持长寿命请在使用过程中降低纹波电流。