

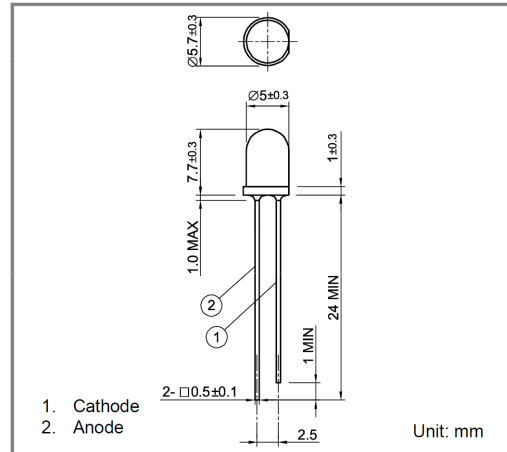
Plastic Mold Visible LEDs KED521M51B

Features

- Transparent epoxy mold
- Direct modulation

Applications

- Optical switches
- Optical instruments
- Automatic control apparatus



Specifications

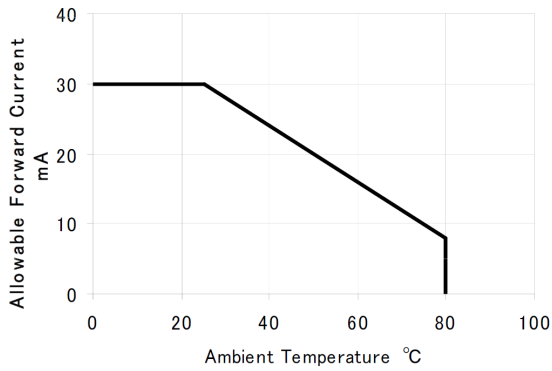
Absolute Maximum Ratings

Parameter	Symbol	Value	Unit	Conditions
Forward current	I_F	30	mA	$T_a=25$
Peak forward current	I_{FP}	0.3	A	Puls width=100 μ s, Duty ratio=1%
Reverse voltage	V_R	5	V	
Power dissipation	P_D	120	mW	
Operating temperature	T_{opr}	-20 to +80		Avoid dew condensation
Storage temperature	T_{stg}	-20 to +100		Avoid dew condensation

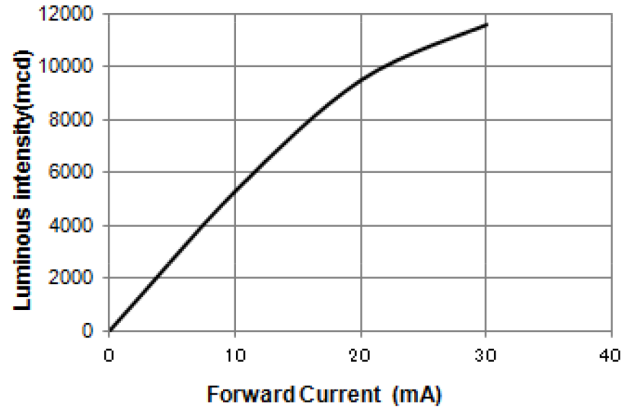
Electrical and Optical characteristics

Parameter	Symbol	Value			Unit	Conditions
		Min.	Typ.	Max		
Forward voltage	V_F		3.0	4.0	V	$I_F=20$ mA
Reverse Current	I_R			10	μ A	$V_R=5$ V
Luminous Intensity I_v	I_v		9500		mcd	$I_F=20$ mA
Peak wavelength	λ_p		525		nm	$I_F=20$ mA
Spectral width			35		nm	$I_F=20$ mA
Half angle	2		25		deg	$I_F=20$ mA

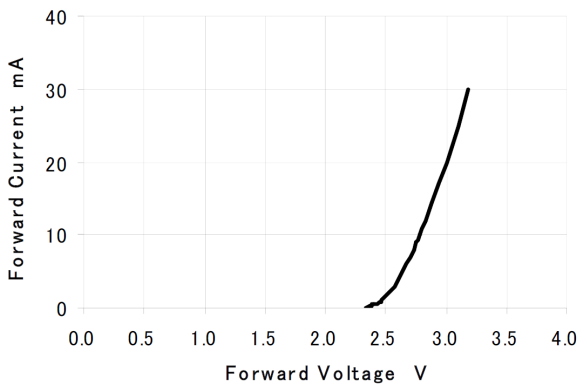
Allowable Forward Current – Ambient temperature



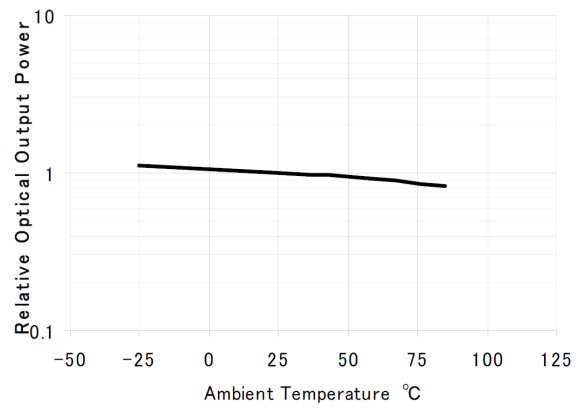
Luminous Intensity – Forward Current (Ta=25°C)



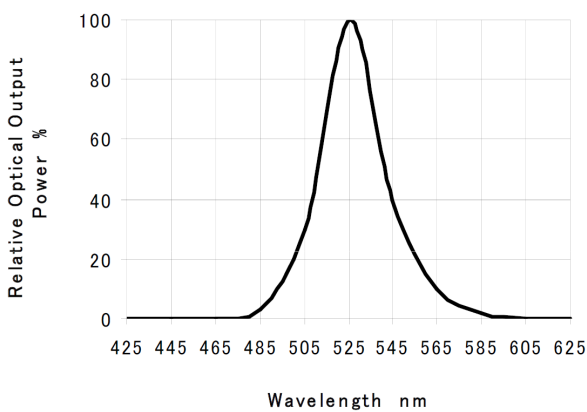
Forward Current – Forward Voltage (Ta=25°C)



Relative Optical Output Power – Ambient Temperature (IF=20mA)



Spectral Distribution (Ta=25°C, IF=20mA)



Directivity (Ta=25°C, IF=20mA)

