



SUP□-EY SERIES

NOISE FILTERS



Features

- IEC60601 compliance (250Vac Line)
- Terminal preventing losing screw
- Two type of inductance coil is available: F means Ferrite H means High-μ
- The capacitance of Y cap is selectable
- DIN rail type is option

Applications

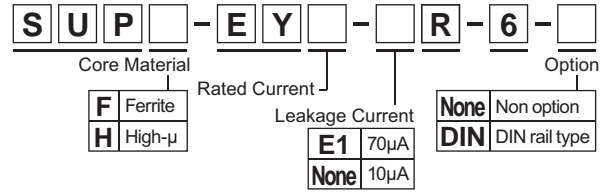
- Medical devices, Information processing devices, Office appliances, and Various control systems



Safety Standard	File No.
UL :UL1283	E78644
cUL :C22.2, No.8-M1986	
SEMKO :EN60939	SE/0142-31

The "ENEC" mark is a common European product certification mark based on testing to harmonised European safety standard.

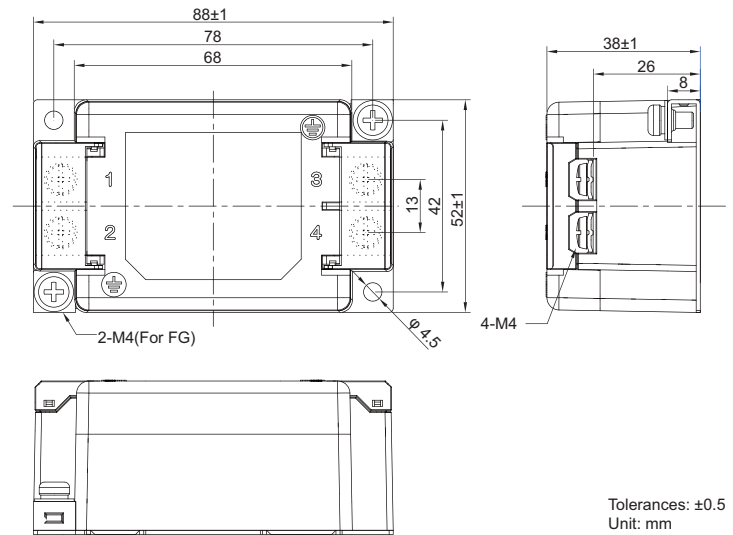
Model numbering system



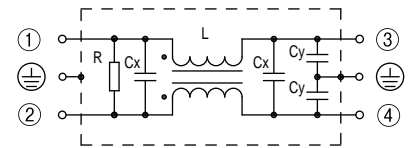
DIN rail type (option)



Dimensions



Circuit



Electrical Specifications

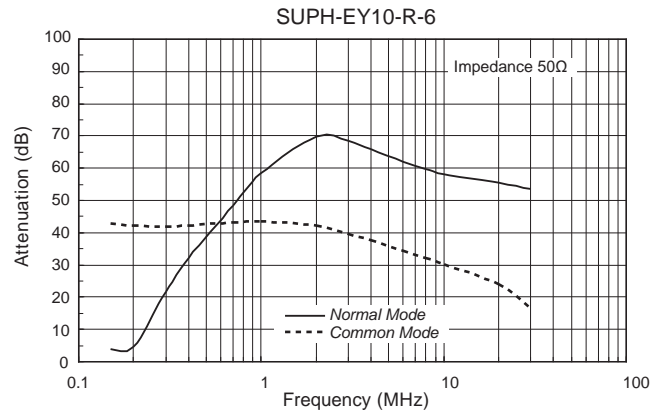
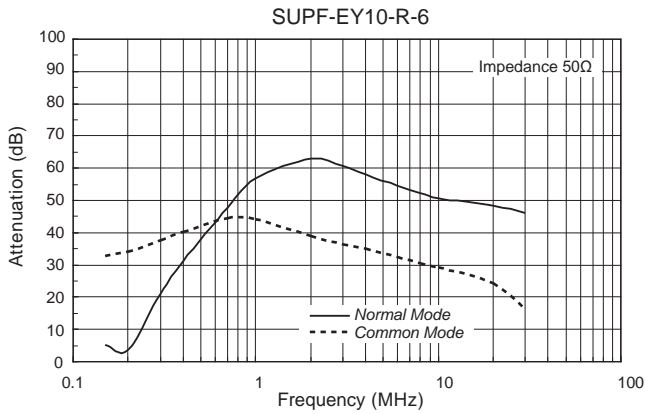
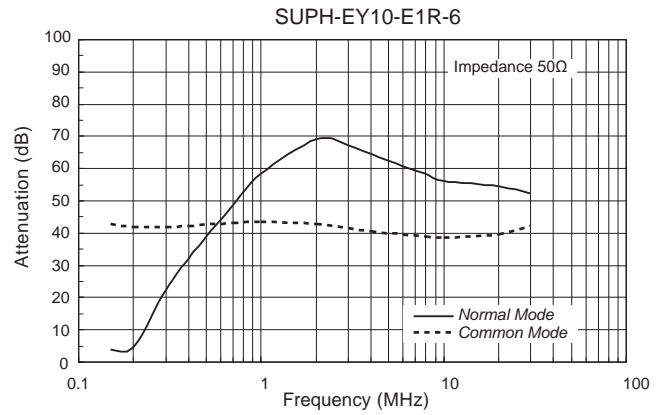
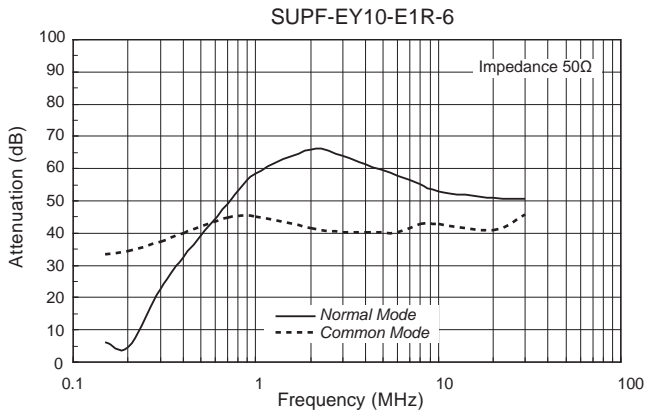
Rated Voltage **250Vac**

Safety Standard	Model Number	Rated Current (A)	Test Voltage	Insulation Resistance	Leakage Current max.	Voltage Drop max.	Temperature Rise max.	Operating Temperature (°C)	Weight typ.(g)
 	SUP□-EY5-E1R-6	5	Line to Line 1,500Vac 50/60Hz 60sec	Line to Ground 300MΩmin (at 500Vdc)	70μA (at 250Vac, 60Hz)	1.0Vac	45K	-25 ~ +55 (100°C with Temp. rise)	210
	SUP□-EY10-E1R-6	10							
	SUP□-EY15-E1R-6	15							
	SUP□-EY20-E1R-6	20							
	SUP□-EY30-E1R-6	30	Line to Ground 4,000Vac 50/60Hz 60sec		10μA (at 250Vac, 60Hz)				
	SUP□-EY5-R-6	5							
	SUP□-EY10-R-6	10							
	SUP□-EY15-R-6	15							
	SUP□-EY20-R-6	20							
SUP□-EY30-R-6	30								

□= F: Ferrite, H: High-μ

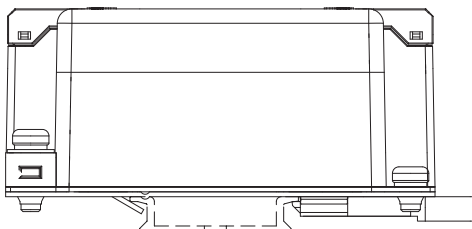
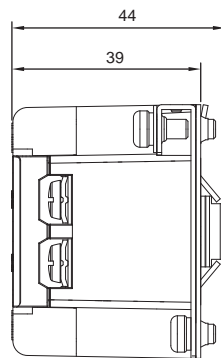
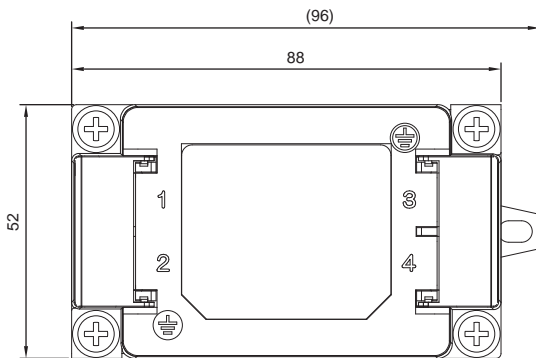


● Static characteristics



● Dimensions

DIN rail type (option)



Tolerances: ±0.5
Unit: mm

- Note when installing EMI filter on DIN rail
Even though the ground connects correctly through the DIN rail, may not get noise attenuation. Be sure to connect the FG ground of EMI filter to the ground directory.