

# E-SPRING CONTACT

## Low Insertion Force Terminal In Mass Production

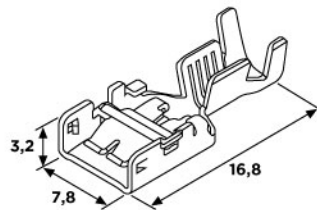
E-SPRING contact meets the highest quality requirements for Household Appliances and similar type of applications.

### General Characteristics

- For 6,35 x 0,8 mm tabs
- Low insertion energy:  
(1st insertion force 35N. max.)
- Robust design:  
45N.min. (1st extraction)  
20N.min. (8th extraction)  
20N.min. (10th extraction)
- Complies with IEC 760/EN 61210
- According to VDE 0613
- Product Specification:  
108-22150(steel)  
108-22128(brass and tin plated brass)  
108-22149(Sleeve)
- Application Specification: 114-22017

### Main Applications

- Contact material:  
Brass or steel base material.
- Finishes:  
Tin and nickel plated products available
- Housings:  
Polyamide
- Flame retardance:  
UL 94 V2, UL 94 V0, UL 94 V0 & GWT 750



E-SPRING Contact (mm)

### Applications

- Washing machines, dishwashers
- Refrigerators, freezers
- Cookers, hot plates, ovens
- Small appliances
- Vending and gambling machines

### Advantages

- Easy Insertion**
  - Its swinging spring makes the insertion easy and with practically no effort (work)
  - Tab stop at the end of the mating process
  - Design and geometry suitable for automation process
- Contact Robustness**
  - Its geometry has been designed in order to endure overstress, pulling from the cable and non-aligned insertions
- Minimum Effort for workers**
  - The insertion forces appear only in a small part of the insertion trajectory

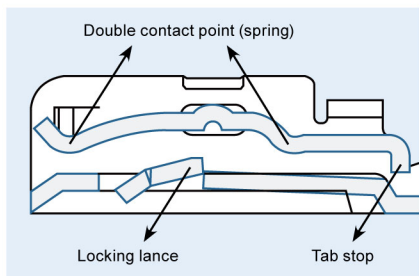
**SAMPLES NOW AVAILABLE**

[te.com/products/e-spring](http://te.com/products/e-spring)



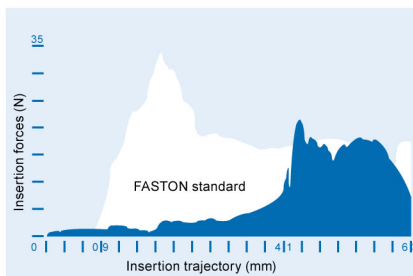
The Great Advantages for The Insertions in Mass Production

Easy Insertion & Great Robustness



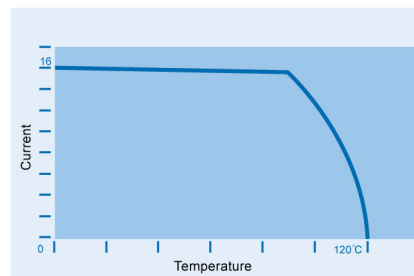
Functional features of the E-SPRING Contact

Minimum Effort for the Operator



The energy to insert the E-SPRING Contact is 50% of that to insert a FASTON

Maximum Current vs. Temperature



1,5mm<sup>2</sup>, pre-tinned brass terminal  
Test has been performed in ambient temperature

E-SPRING Contact Receptacles

E-SPRING Contact



Unplated

Tin Plated

Nickel Plated


	Wire Range (mm <sup>2</sup> )	Insulation Diameter (mm)	Tab Thickness	Material Thickness	Material	PN on Reel
Unplated	0.32 - 0.75	2.0 - 3.0	0.8	0.4	Brass	336074-1
	0.32 - 0.75	2.0 - 3.0	0.8	0.4	Brass - Pre Tin Plated	336074-3
Tin Plated	0.5 - 1.5	2.0 - 3.0	0.8	0.4	Brass	336075-1
	0.5 - 1.5	2.0 - 3.0	0.8	0.4	Brass - Pre Tin Plated	336075-3
	0.5 - 1.5	2.0 - 3.0	0.8	0.4	Steel - Pre Nickel	336075-5
	0.5 - 1.5	2.0 - 3.0	0.8	0.4	CuNiSi - Pre Tin*	336075-6
Nickel Plated	> 1.0 - 2.5	3.0 - 3.6	0.8	0.4	Brass	336076-1
	> 1.0 - 2.5	3.0 - 3.6	0.8	0.4	Brass - Pre Tin Plated	336076-3
	> 1.0 - 2.5	3.0 - 3.6	0.8	0.4	Steel - Pre Nickel	336076-5
	> 1.0 - 2.5	3.0 - 4.3	0.8	0.4	Brass	1644008-1
	> 1.0 - 2.5	3.0 - 4.3	0.8	0.4	Brass - Pre Tin Plated	1644008-3
	> 1.0 - 2.5	3.0 - 4.3	0.8	0.4	Steel - Pre Nickel	1644008-5
> 1.0 - 2.5	3.0 - 4.3	0.8	0.4	CuNiSi - Pre Tin*	1644008-6	

\* = on development

Insulation Sleeves



Version With Polarization (See Table)



Version Without Polarization (See Table)



Polarization	Color	Material	PN on
NO	Natural	PA 6 V0 GWT 750°C Without Flame	2-1644125-8
NO	Blue	PA 6 V2 GWT 750°C Without Flame	2-1644125-7
NO	Natural	PA 6 V2 GWT 750°C Without Flame	2-1644125-5
YES	Black	PA6/6 V0 For High Temp.	9-1644125-5
YES	Dark Grey	PA 6 V2 GWT 750°C Without Flame	2-1644125-4
NO	Black	PA6/6 V0 For High Temp.	9-1644125-4
NO	Dark Grey	PA 6 V2 GWT 750°C Without Flame	2-1644125-3

E-SPRING CONTACT

More Inquiry about E-SPRING Contact: [te.com/products/e-spring](http://te.com/products/e-spring)

While TE has made every reasonable effort to ensure the accuracy of the information in this document, TE does not guarantee that it is error-free, nor does TE make any other representation, warranty or guarantee that the information is accurate, correct, reliable or current. TE reserves the right to make any adjustments to the information contained herein at any time without notice. TE EXPRESSLY DISCLAIMS ALL IMPLIED WARRANTIES REGARDING THE INFORMATION CONTAINED HEREIN, INCLUDING, BUT NOT LIMITED TO, ANY IMPLIED WARRANTIES OF MERCHANTABILITY OR FITNESS FOR A PARTICULAR PURPOSE. In no event will TE be liable for any direct, indirect, incidental, special or consequential damages arising from or related to recipient's use of the information. It is the sole responsibility of recipient of this information to verify the results of this information using their engineering and product environment. Recipient assumes any and all risks associated with the use of the information.

