


New!

## GXF 系列

- 高温
- 低ESR
- 小型化
- 耐清洗
- RoHS指令适应品

~100Vdc

GXE p215 → 小型化 高级滤波 → GXF



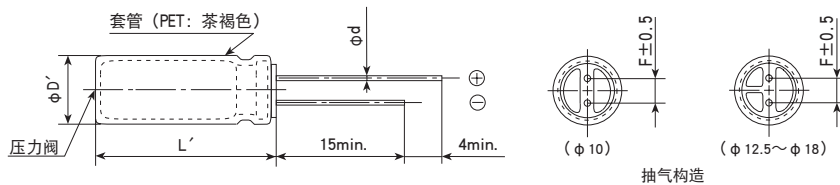
- GXF系列的小型化·高纹波化品。
- 最适合用于汽车电装或通信设备、照明设备等高温用途。
- 保证 125°C 3,000 小时。(纹波叠加)
- 请注意 160~400Vdc 不属于基板清洗类型。
- 符合 AEC-Q200。详情请另行咨询。

### 规格表

项目	性能										
工作温度范围	-40~+125°C										
额定电压范围	25~400Vdc										
静电容量容许差	±20%(M) (20°C、120Hz)										
漏电流	25~100Vdc					160~400Vdc					
	I ≤ 0.03CV 或者 4 μA 中任意一个较大值										
	CV ≤ 1,000 I = 0.1CV + 40					CV > 1,000 I = 0.04CV + 100					
I: 漏电流 (μA)、C: 静电容量 (μF)、V: 额定电压 (Vdc) (20°C、1分值)											
损失角正切值 (tan δ)	额定电压 (Vdc)	25V	35V	50V	63V	80V	100V	160~250V	350~450V		
	tan δ (Max.)	0.14	0.12	0.10	0.10	0.08	0.08	0.15	0.20		
	但是, 超过 1,000 μF 的每增加 1,000 μF 则 tan δ 设定增加 0.02。 (20°C、120Hz)										
温度特性 (阻抗比 Max右表值)	额定电压 (Vdc)	25V	35V	50V	63V	80V	100V	160~250V	350~400V		
	Z(-25°C) / Z(+20°C)	2	2	2	2	2	2	3	6		
	Z(-40°C) / Z(+20°C)	4	4	4	4	4	4	6	12	(120Hz)	
耐久性	在 125°C 环境中, 不超过额定电压的范围下叠加额定纹波电流, 连续加载 3,000 小时后, 待温度恢复到 20°C 进行测量时, 应满足以下要求。										
	额定电压 (Vdc)	25~100V					160~400V				
	静电容量变化率	≤ 初始值的 ±30%					≤ 初始值的 ±20%				
	损失角正切值	≤ 初始规格值的 300%					≤ 初始规格值的 200%				
	漏电流	≤ 初始规格值					≤ 初始规格值				
高温无负荷特性	在 125°C 环境中, 无负荷放置 1,000 小时 (160~400Vdc: 500 小时) 后待温度恢复到 20°C, 进行试验前处理 (JIS C 5101-4 4.1 项) 后进行测量时, 应满足以下要求。										
	额定电压 (Vdc)	25~100Vdc					160~400Vdc				
	静电容量变化率	≤ 初始值的 ±30%					≤ 初始值的 ±20%				
	损失角正切值	≤ 初始规格值的 300%					≤ 初始规格值的 200%				
	漏电流	≤ 初始规格值					≤ 初始规格值的 500%				

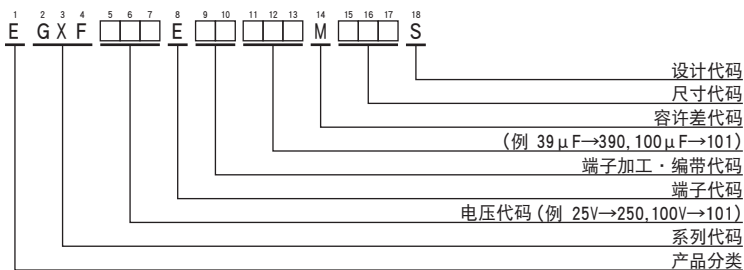
### 尺寸图 (CE04 形) [mm]

● 端子代码: E



φD	10	12.5	14.5	16	18
φd	0.6	0.6	0.8	0.8	0.8
F	5.0	5.0	7.5	7.5	7.5
φD'	φD + 0.5max.				
L'	L + 1.5max.				

### 产品型号体系



产品型号代码的详细介绍请参考「产品型号表示方法(引线型)」。

GXF 系列

◆标准品一览表

WV (Vdc)	Cap (μF)	尺寸 φD×L (mm)	等价串联电阻 (Ωmax./100kHz)		额定纹 波电流 (mA rms/ 125°C, 100kHz)	产品型号	WV (Vdc)	Cap (μF)	尺寸 φD×L (mm)	等价串联电阻 (Ωmax./100kHz)		额定纹 波电流 (mA rms/ 125°C, 100kHz)	产品型号	
			20°C	-40°C						20°C	-40°C			
			25	510						10×12.5	0.14			2.1
750	10×16	0.094		1.5	1,300	EGXF250E□□751MJ16S	750	12.5×25	0.038	0.18	2,030	EGXF500E□□751MK25S		
910	12.5×15	0.082		1.1	1,220	EGXF250E□□911MK15S	750	18×15	0.085	0.87	1,370	EGXF500E□□751MM15S		
1,200	10×20	0.073		1.1	1,540	EGXF250E□□122MJ20S	910	16×20	0.037	0.17	1,740	EGXF500E□□911ML20S		
1,200	14.5×15	0.067		0.80	1,320	EGXF250E□□122MU15S	1,000	12.5×30	0.031	0.14	2,510	EGXF500E□□102MK30S		
1,500	10×25	0.042		0.24	1,880	EGXF250E□□152MJ25S	1,000	14.5×25	0.031	0.14	2,480	EGXF500E□□102MU25S		
1,600	16×15	0.063		0.76	1,430	EGXF250E□□162ML15S	1,200	12.5×35	0.027	0.11	2,900	EGXF500E□□122MK35S		
1,800	12.5×20	0.038		0.19	1,590	EGXF250E□□182MK20S	1,200	18×20	0.036	0.14	1,830	EGXF500E□□122MM20S		
2,000	10×30	0.033		0.19	2,150	EGXF250E□□202MJ30S	1,300	14.5×30	0.026	0.11	2,870	EGXF500E□□132MU30S		
2,200	14.5×20	0.030		0.17	1,780	EGXF250E□□222MU20S	1,300	16×25	0.027	0.13	2,690	EGXF500E□□132ML25S		
2,400	18×15	0.053		0.51	1,630	EGXF250E□□242MM15S	1,500	12.5×40	0.023	0.090	3,260	EGXF500E□□152MK40S		
2,700	12.5×25	0.030		0.14	2,280	EGXF250E□□272MK25S	1,500	14.5×35	0.023	0.085	3,160	EGXF500E□□152MM35S		
3,000	16×20	0.029		0.13	1,890	EGXF250E□□302ML20S	1,600	16×30	0.023	0.094	3,150	EGXF500E□□162ML30S		
3,300	12.5×30	0.025		0.10	2,760	EGXF250E□□332MK30S	1,800	18×25	0.025	0.11	2,900	EGXF500E□□182MM25S		
3,600	14.5×25	0.025		0.11	2,760	EGXF250E□□362MU25S	2,000	14.5×40	0.020	0.072	3,560	EGXF500E□□202MU40S		
4,300	12.5×35	0.022		0.080	3,120	EGXF250E□□432MK35S	2,000	16×35	0.020	0.074	3,470	EGXF500E□□202ML35S		
4,300	16×25	0.022		0.092	3,030	EGXF250E□□432ML25S	2,200	18×30	0.021	0.079	3,330	EGXF500E□□222MM30S		
4,300	18×20	0.028		0.10	1,930	EGXF250E□□432MM20S	2,400	16×40	0.018	0.063	3,800	EGXF500E□□242ML40S		
4,700	14.5×30	0.020		0.081	3,090	EGXF250E□□472MU30S	2,700	18×35	0.019	0.065	3,590	EGXF500E□□272MM35S		
5,100	12.5×40	0.019		0.068	3,610	EGXF250E□□512MK40S	3,300	18×40	0.017	0.058	3,850	EGXF500E□□332MM40S		
5,100	14.5×35	0.018		0.065	3,430	EGXF250E□□512MU35S	63	390	12.5×20	0.097	0.75	1,310	EGXF630E□□391MK20S	
5,100	16×30	0.018		0.071	3,330	EGXF250E□□512ML30S		510	12.5×25	0.072	0.55	1,880	EGXF630E□□511MK25S	
5,600	18×25	0.020	0.078	3,200	EGXF250E□□562MM25S	510		14.5×20	0.072	0.59	1,510	EGXF630E□□511MU20S		
6,800	14.5×40	0.016	0.054	3,820	EGXF250E□□682MU40S	620		16×20	0.062	0.39	1,630	EGXF630E□□621ML20S		
6,800	16×35	0.016	0.056	3,630	EGXF250E□□682ML35S	680		12.5×30	0.052	0.37	2,410	EGXF630E□□681MK30S		
7,500	18×30	0.016	0.060	3,480	EGXF250E□□752MM30S	680		14.5×25	0.054	0.40	2,130	EGXF630E□□681MU25S		
8,200	16×40	0.015	0.048	3,930	EGXF250E□□822ML40S	820		12.5×35	0.044	0.29	2,760	EGXF630E□□821MK35S		
9,100	18×35	0.015	0.049	3,750	EGXF250E□□912MM35S	820		18×20	0.055	0.29	1,750	EGXF630E□□821MM20S		
11,000	18×40	0.014	0.043	4,040	EGXF250E□□113MM40S	910		14.5×30	0.042	0.30	2,700	EGXF630E□□911MU30S		
35	300	10×12.5	0.14	2.1	900	EGXF350E□□301MJCS5		910	16×25	0.047	0.27	2,300	EGXF630E□□911ML25S	
	510	10×16	0.094	1.5	1,300	EGXF350E□□511MJ16S		1,000	12.5×40	0.038	0.26	3,080	EGXF630E□□102MK40S	
	560	12.5×15	0.082	1.1	1,220	EGXF350E□□561MK15S	1,100	14.5×35	0.037	0.24	2,940	EGXF630E□□112MU35S		
	680	10×20	0.073	1.1	1,540	EGXF350E□□681MJ20S	1,100	16×30	0.037	0.23	2,940	EGXF630E□□112ML30S		
	750	14.5×15	0.067	0.80	1,320	EGXF350E□□751MU15S	1,200	18×25	0.044	0.22	2,440	EGXF630E□□122MM25S		
	820	10×25	0.042	0.24	1,880	EGXF350E□□821MJ25S	1,300	14.5×40	0.032	0.20	3,350	EGXF630E□□132MU40S		
	1,100	12.5×20	0.038	0.19	1,590	EGXF350E□□112MK20S	1,300	16×35	0.031	0.17	3,220	EGXF630E□□132ML35S		
	1,100	16×15	0.063	0.76	1,430	EGXF350E□□112ML15S	1,500	18×30	0.037	0.18	3,100	EGXF630E□□152MM30S		
	1,200	10×30	0.033	0.19	2,150	EGXF350E□□122MJ30S	1,800	16×40	0.028	0.15	3,590	EGXF630E□□182ML40S		
	1,500	12.5×25	0.030	0.14	2,280	EGXF350E□□152MK25S	2,000	18×35	0.028	0.13	3,450	EGXF630E□□202MM35S		
	1,500	14.5×20	0.030	0.17	1,780	EGXF350E□□152MU20S	2,400	18×40	0.023	0.10	3,690	EGXF630E□□242MM40S		
1,500	18×15	0.053	0.51	1,630	EGXF350E□□152MM15S	80	240	12.5×20	0.097	0.75	1,310	EGXF800E□□241MK20S		
2,000	12.5×30	0.025	0.10	2,760	EGXF350E□□202MK30S		330	12.5×25	0.072	0.55	1,880	EGXF800E□□331MK25S		
2,000	16×20	0.029	0.13	1,890	EGXF350E□□202ML20S		330	14.5×20	0.072	0.59	1,510	EGXF800E□□331MU20S		
2,200	14.5×25	0.025	0.11	2,760	EGXF350E□□222MU25S		390	16×20	0.062	0.39	1,630	EGXF800E□□391ML20S		
2,400	12.5×35	0.022	0.080	3,120	EGXF350E□□242MK35S		430	12.5×30	0.052	0.37	2,410	EGXF800E□□431MK30S		
2,400	16×25	0.022	0.092	3,030	EGXF350E□□242ML25S		470	14.5×25	0.054	0.40	2,130	EGXF800E□□471MU25S		
2,400	18×20	0.028	0.10	1,930	EGXF350E□□242MM20S		560	12.5×35	0.044	0.29	2,760	EGXF800E□□561MK35S		
2,700	12.5×40	0.019	0.068	3,610	EGXF350E□□272MK40S		560	16×25	0.047	0.27	2,300	EGXF800E□□561ML25S		
2,700	14.5×30	0.020	0.081	3,090	EGXF350E□□272MU30S		560	18×20	0.055	0.29	1,750	EGXF800E□□561MM20S		
3,000	14.5×35	0.018	0.065	3,430	EGXF350E□□302MU35S		620	12.5×40	0.038	0.26	3,080	EGXF800E□□621MK40S		
3,300	16×30	0.018	0.071	3,330	EGXF350E□□332ML30S		620	14.5×30	0.042	0.30	2,700	EGXF800E□□621MU30S		
3,300	18×25	0.020	0.078	3,200	EGXF350E□□332MM25S	680	14.5×35	0.037	0.24	2,940	EGXF800E□□681MU35S			
3,900	14.5×40	0.016	0.054	3,820	EGXF350E□□392MU40S	680	16×30	0.037	0.23	2,940	EGXF800E□□681ML30S			
4,300	16×35	0.016	0.056	3,630	EGXF350E□□432ML35S	750	18×25	0.044	0.22	2,440	EGXF800E□□751MM25S			
4,300	18×30	0.016	0.060	3,480	EGXF350E□□432MM30S	820	14.5×40	0.032	0.20	3,350	EGXF800E□□821MU40S			
4,700	16×40	0.015	0.048	3,930	EGXF350E□□472ML40S	910	16×35	0.031	0.17	3,220	EGXF800E□□911ML35S			
5,100	18×35	0.015	0.049	3,750	EGXF350E□□512MM35S	910	18×30	0.037	0.18	3,100	EGXF800E□□911MM30S			
6,200	18×40	0.014	0.043	4,040	EGXF350E□□622MM40S	1,100	16×40	0.028	0.15	3,590	EGXF800E□□112ML40S			
50	160	10×12.5	0.24	3.6	730	EGXF500E□□161MJCS5	1,300	18×35	0.028	0.13	3,450	EGXF800E□□132MM35S		
	240	10×16	0.16	2.5	1,080	EGXF500E□□241MJ16S	1,500	18×40	0.023	0.10	3,690	EGXF800E□□152MM40S		
	270	12.5×15	0.14	1.8	1,020	EGXF500E□□271MK15S	130	12.5×20	0.12	0.94	1,210	EGXF101E□□131MK20S		
	330	10×20	0.12	1.8	1,290	EGXF500E□□331MJ20S	180	14.5×20	0.082	0.69	1,450	EGXF101E□□181MU20S		
	390	14.5×15	0.12	1.4	1,090	EGXF500E□□391MU15S	200	12.5×25	0.082	0.70	1,800	EGXF101E□□201MK25S		
	430	10×25	0.055	0.31	1,740	EGXF500E□□431MJ25S	240	12.5×30	0.062	0.52	2,290	EGXF101E□□241MK30S		
	510	12.5×20	0.049	0.24	1,410	EGXF500E□□511MK20S	240	16×20	0.071	0.53	1,580	EGXF101E□□241ML20S		
	560	10×30	0.041	0.25	2,020	EGXF500E□□561MJ30S	270	14.5×25	0.064	0.52	2,050	EGXF101E□□271MU25S		
	560	16×15	0.11	1.3	1,190	EGXF500E□□561ML15S	330	12.5×35	0.051	0.38	2,680	EGXF101E□□331MK35S		

GXF 系列

◆标准品一览表

□ 内的产品 (160~400V<sub>dc</sub>) 不能进行基板清洗。

VV (Vdc)	Cap (μF)	尺寸 φD×L (mm)	等价串联电阻 (Ω max./100kHz)		额定纹 波电流 (mA rms/ 125°C, 100kHz)	产品型号	VV (Vdc)	Cap (μF)	尺寸 φD×L (mm)	等价串联电阻 (Ω max./100kHz)		额定纹 波电流 (mA rms/ 125°C, 100kHz)	产品型号
			20°C	-40°C						20°C	-40°C		
100	330	16×25	0.057	0.39	2,190	EGXF101E□□331ML25S	250	39	10×30	—	—	1,410	EGXF251E□□390MJ30S
	330	18×20	0.069	0.39	1,690	EGXF101E□□331MM20S		47	10×35	—	—	1,600	EGXF251E□□470MJ35S
	360	14.5×30	0.050	0.40	2,620	EGXF101E□□361MJ30S		51	12.5×25	—	—	1,510	EGXF251E□□510MK25S
	390	12.5×40	0.044	0.33	2,970	EGXF101E□□391MK40S		51	14.5×20	—	—	1,340	EGXF251E□□510MU20S
	390	14.5×35	0.044	0.33	2,850	EGXF101E□□391MJ35S		56	10×40	—	—	1,790	EGXF251E□□560MJ40S
	390	16×30	0.044	0.33	2,770	EGXF101E□□391ML30S		62	16×20	—	—	1,500	EGXF251E□□620ML20S
	430	18×25	0.054	0.32	2,310	EGXF101E□□431MM25S		68	12.5×30	—	—	1,770	EGXF251E□□680MK30S
	510	14.5×40	0.038	0.26	3,230	EGXF101E□□511MJ40S		68	14.5×25	—	—	1,610	EGXF251E□□680MU25S
	510	16×35	0.037	0.26	3,010	EGXF101E□□511ML35S		82	12.5×35	—	—	1,970	EGXF251E□□820MK35S
	560	18×30	0.043	0.26	2,830	EGXF101E□□561MM30S		82	18×20	—	—	1,730	EGXF251E□□820MM20S
	620	16×40	0.032	0.21	3,320	EGXF101E□□621ML40S		91	14.5×30	—	—	1,880	EGXF251E□□910MU30S
	680	18×35	0.034	0.19	3,210	EGXF101E□□681MM35S		91	16×25	—	—	1,850	EGXF251E□□910ML25S
820	18×40	0.029	0.16	3,410	EGXF101E□□821MM40S	100	12.5×40	—	—	2,150	EGXF251E□□101MK40S		
160	51	10×20	—	—	900	EGXF161E□□510MJ20S	100	14.5×35	—	—	2,030	EGXF251E□□101MU35S	
	62	10×25	—	—	1,200	EGXF161E□□620MJ25S	120	18×25	—	—	2,050	EGXF251E□□121MM25S	
	75	12.5×20	—	—	1,220	EGXF161E□□750MK20S	130	14.5×40	—	—	2,250	EGXF251E□□131MU40S	
	82	10×30	—	—	1,410	EGXF161E□□820MJ30S	350	16	10×20	—	—	460	EGXF351E□□160MJ20S
	100	10×35	—	—	1,600	EGXF161E□□101MJ35S		20	10×25	—	—	610	EGXF351E□□200MJ25S
	100	14.5×20	—	—	1,340	EGXF161E□□101MU20S		24	12.5×20	—	—	680	EGXF351E□□240MK20S
	110	12.5×25	—	—	1,510	EGXF161E□□111MK25S		27	10×30	—	—	720	EGXF351E□□270MJ30S
	120	10×40	—	—	1,790	EGXF161E□□121MJ40S		33	10×35	—	—	820	EGXF351E□□330MJ35S
	130	16×20	—	—	1,500	EGXF161E□□131ML20S		33	14.5×20	—	—	870	EGXF351E□□330MU20S
	150	12.5×30	—	—	1,770	EGXF161E□□151MK30S		36	10×40	—	—	940	EGXF351E□□360MJ40S
	150	14.5×25	—	—	1,610	EGXF161E□□151MU25S		36	12.5×25	—	—	980	EGXF351E□□360MK25S
	180	12.5×35	—	—	1,970	EGXF161E□□181MK35S		43	16×20	—	—	970	EGXF351E□□430ML20S
	180	14.5×30	—	—	1,880	EGXF161E□□181MJ30S		47	12.5×30	—	—	1,210	EGXF351E□□470MK30S
	180	18×20	—	—	1,730	EGXF161E□□181MM20S		47	14.5×25	—	—	1,210	EGXF351E□□470MU25S
	200	12.5×40	—	—	2,150	EGXF161E□□201MK40S		56	12.5×35	—	—	1,330	EGXF351E□□560MK35S
	200	16×25	—	—	1,850	EGXF161E□□201ML25S		56	16×25	—	—	1,130	EGXF351E□□560ML25S
	220	14.5×35	—	—	2,030	EGXF161E□□221MJ35S		56	18×20	—	—	1,060	EGXF351E□□560MM20S
	240	18×25	—	—	2,050	EGXF161E□□241MM25S		62	14.5×30	—	—	1,410	EGXF351E□□620MU30S
270	14.5×40	—	—	2,250	EGXF161E□□271MU40S	68		12.5×40	—	—	1,450	EGXF351E□□680MK40S	
200	36	10×20	—	—	900	EGXF201E□□360MJ20S		68	14.5×35	—	—	1,590	EGXF351E□□680MU35S
	43	10×25	—	—	1,200	EGXF201E□□430MJ25S		75	18×25	—	—	1,200	EGXF351E□□750MM25S
	56	12.5×20	—	—	1,220	EGXF201E□□560MK20S	91	14.5×40	—	—	1,820	EGXF351E□□910MU40S	
	62	10×30	—	—	1,410	EGXF201E□□620MJ30S	400	12	10×20	—	—	460	EGXF401E□□120MJ20S
	75	10×35	—	—	1,600	EGXF201E□□750MJ35S		16	10×25	—	—	610	EGXF401E□□160MJ25S
	75	14.5×20	—	—	1,340	EGXF201E□□750MU20S		20	10×30	—	—	720	EGXF401E□□200MJ30S
	82	10×40	—	—	1,790	EGXF201E□□820MJ40S		20	12.5×20	—	—	680	EGXF401E□□200MK20S
	82	12.5×25	—	—	1,510	EGXF201E□□820MK25S		24	10×35	—	—	820	EGXF401E□□240MJ35S
	100	12.5×30	—	—	1,770	EGXF201E□□101MK30S		24	14.5×20	—	—	870	EGXF401E□□240MU20S
	100	16×20	—	—	1,500	EGXF201E□□101ML20S		27	12.5×25	—	—	980	EGXF401E□□270MK25S
	110	14.5×25	—	—	1,610	EGXF201E□□111MJ25S		30	10×40	—	—	940	EGXF401E□□300MJ40S
	130	12.5×35	—	—	1,970	EGXF201E□□131MK35S		33	16×20	—	—	970	EGXF401E□□330ML20S
	130	14.5×30	—	—	1,880	EGXF201E□□131MJ30S		36	12.5×30	—	—	1,210	EGXF401E□□360MK30S
	130	18×20	—	—	1,730	EGXF201E□□131MM20S		36	14.5×25	—	—	1,210	EGXF401E□□360MU25S
	150	12.5×40	—	—	2,150	EGXF201E□□151MK40S		43	12.5×35	—	—	1,330	EGXF401E□□430MK35S
	150	16×25	—	—	1,850	EGXF201E□□151ML25S		43	18×20	—	—	1,060	EGXF401E□□430MM20S
	160	14.5×35	—	—	2,030	EGXF201E□□161MJ35S		47	14.5×30	—	—	1,410	EGXF401E□□470MU30S
	180	18×25	—	—	2,050	EGXF201E□□181MM25S		47	16×25	—	—	1,130	EGXF401E□□470ML25S
200	14.5×40	—	—	2,250	EGXF201E□□201MU40S	51		12.5×40	—	—	1,450	EGXF401E□□510MK40S	
250	24	10×20	—	—	900	EGXF251E□□240MJ20S		56	14.5×35	—	—	1,590	EGXF401E□□560MU35S
	30	10×25	—	—	1,200	EGXF251E□□300MJ25S		62	18×25	—	—	1,200	EGXF401E□□620MM25S
	36	12.5×20	—	—	1,220	EGXF251E□□360MK20S	68	14.5×40	—	—	1,820	EGXF401E□□680MU40S	

□□内为端子加工·编带代码。

◆额定纹波电流频率修正系数

纹波频率与标准品一览表的规定值相异时, 请使用小于乘以下表系数所得之值的值。

●频率修正系数  
(25~100V<sub>dc</sub>)

静电容量 (μF)	频率 (Hz)			
	120	1k	10k	100k
130~240	0.40	0.82	0.93	1.00
270~560	0.50	0.85	0.94	1.00
620~2,000	0.60	0.87	0.95	1.00
2,200~4,300	0.75	0.90	0.95	1.00
4,700~11,000	0.85	0.95	0.98	1.00

(160~400V<sub>dc</sub>)

静电容量 (μF)	频率 (Hz)						
	50	120	300	1k	10k	100k	
12~33	0.15	0.30	0.45	0.65	0.95	1.00	
36~270	0.25	0.35	0.50	0.70	0.96	1.00	

※推断寿命的计算公式请另行咨询我们。