

D3CE4R5ST

Schottky Barrier Diodes
45V, 3A

Feature

- Ultra-small SMD
- Ultra thin PKG
- Tj=175°C
- Ultra low I_R
- Pb free terminal
- RoHS:Yes

OUTLINE

Package (House Name): CE
Package (JEITA Code): SC-110B



Equivalent circuit



Absolute Maximum Ratings (unless otherwise specified : Tl=25°C)

Item	Symbol	Conditions	Ratings	Unit
Storage temperrature	Tstg		-55 to 175	°C
Junction temperature	Tj		-55 to 175	°C
Repetitive peak reverse voltage	V _{RRM}		45	V
Average forward current	I _F (AV)	50Hz sine wave, Resistance load, Tl=133°C	3	A
Average forward current	I _F (AV)	50Hz, Sine wave, Resistance load, Ta=25°C ※	2.04	A
Surge forward current	I _{FSM}	50Hz, Sine wave, Resistance load,Tj=25°C	90	A

※ :See the original Specifications

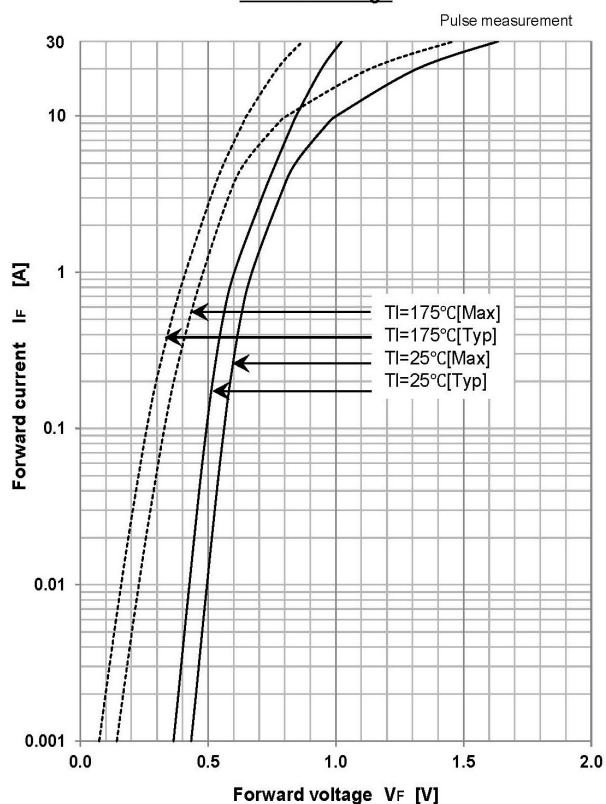
Electrical Characteristics (unless otherwise specified : Tl=25°C)

Item	Symbol	Conditions	Ratings			Unit
			MIN	TYP	MAX	
Forward voltage	V _F	IF=3A, Pulse measurement			0.74	V
Reverse current	I _R	VR=45V, Pulse measurement			0.008	mA
Total capacitance	Ct	f=1MHz, VR=10V		98		pF
Thermal resistance	Rth(j-l)	Junction to lead※			20	°C/W
Thermal resistance	Rth(j-a)	Junction to ambient ※			120	°C/W

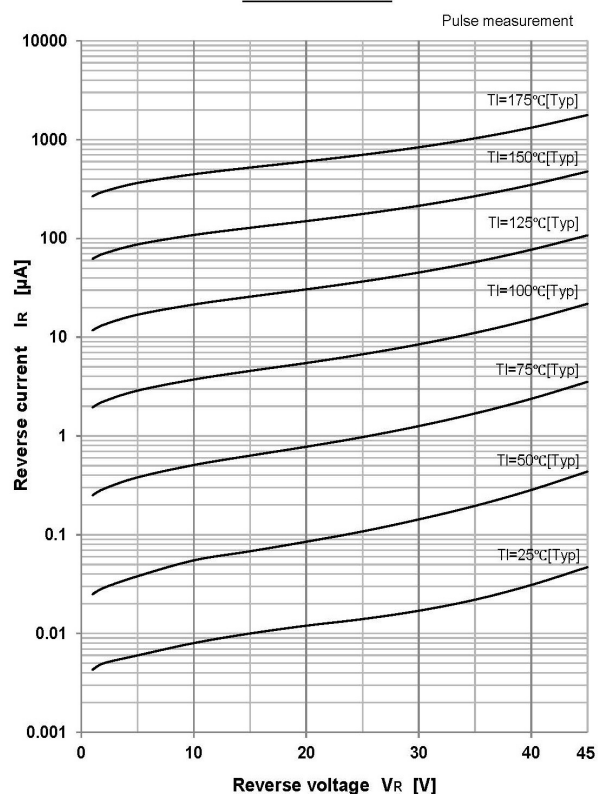
※ :See the original Specifications

CHARACTERISTIC DIAGRAMS

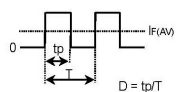
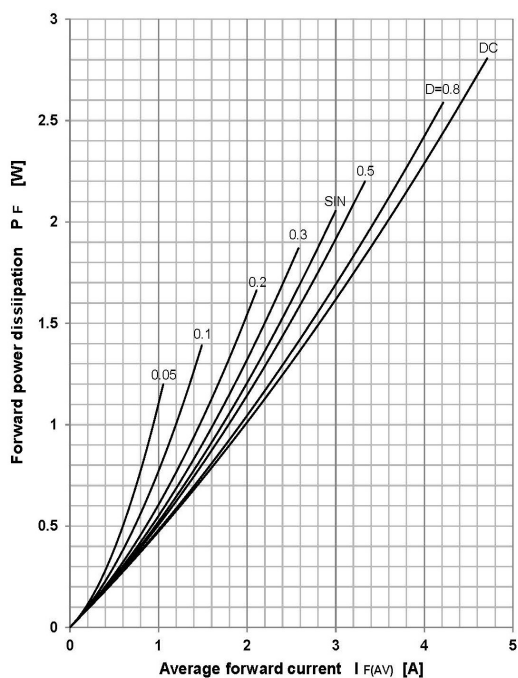
Forward voltage



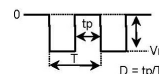
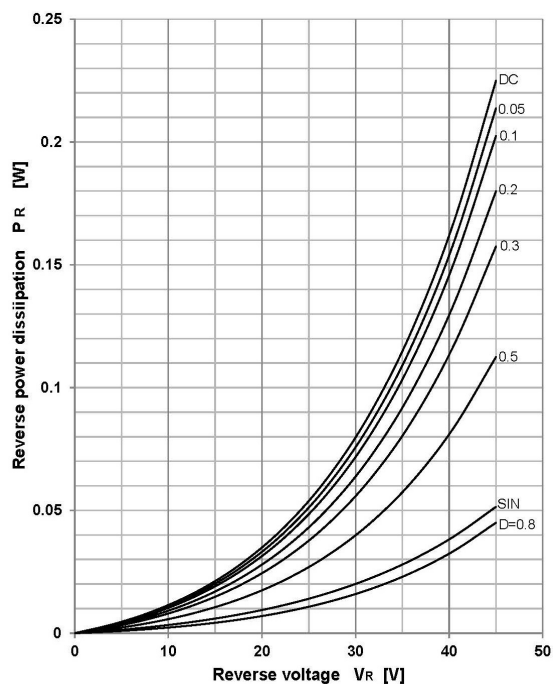
Reverse current

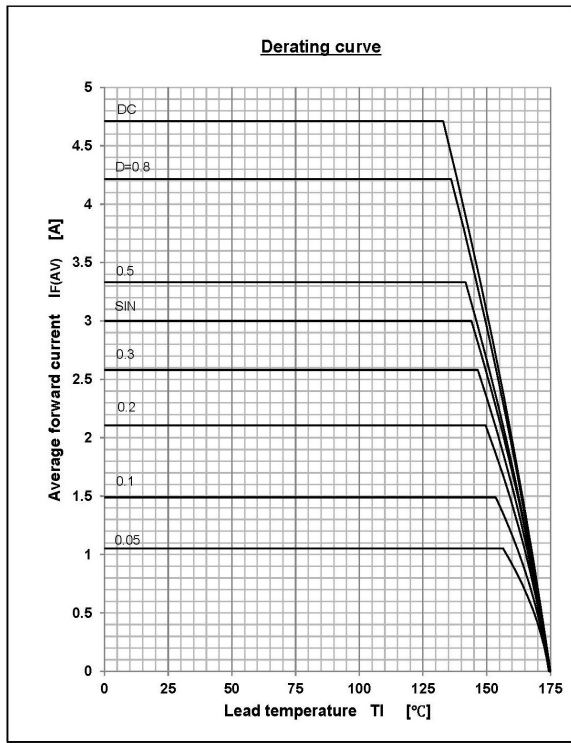


Forward power dissipation



Reverse power diagram

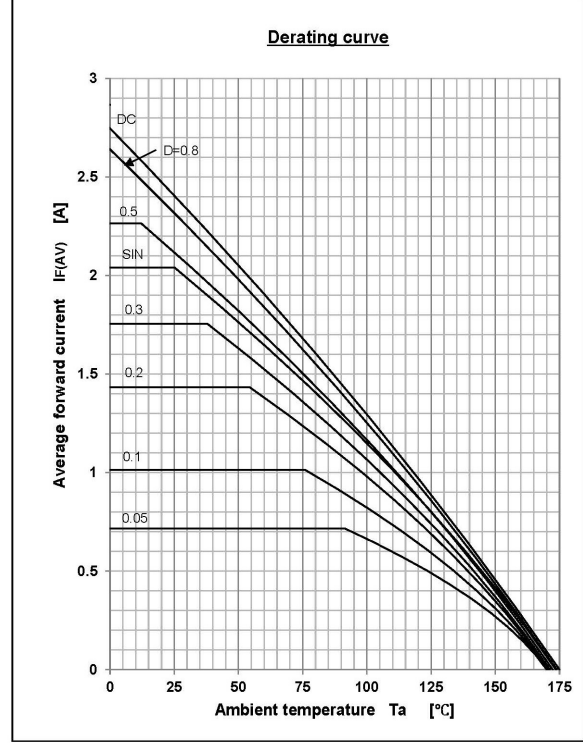
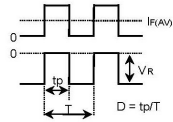




● $V_R = 22.5$ V
R - load
Free in air

● Substrate detail

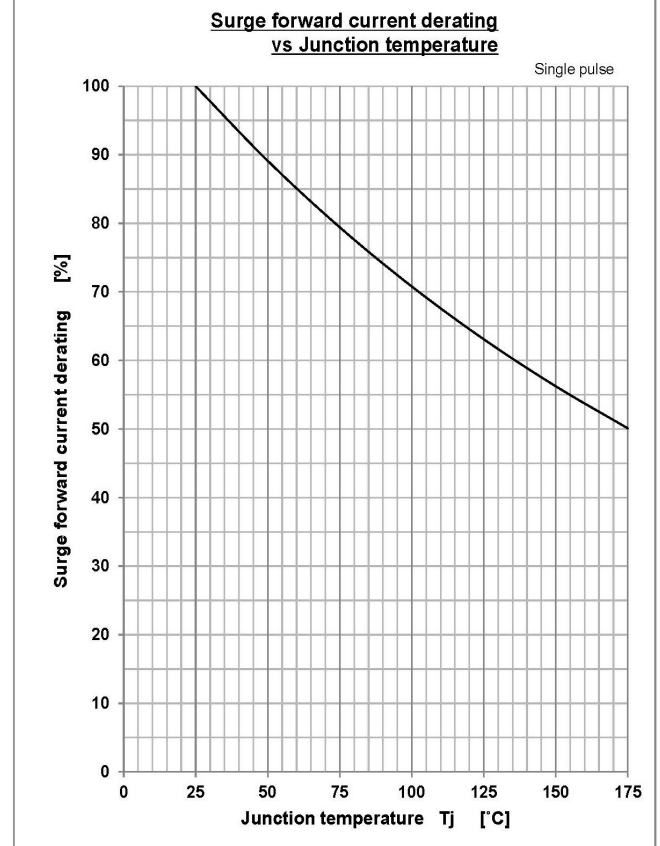
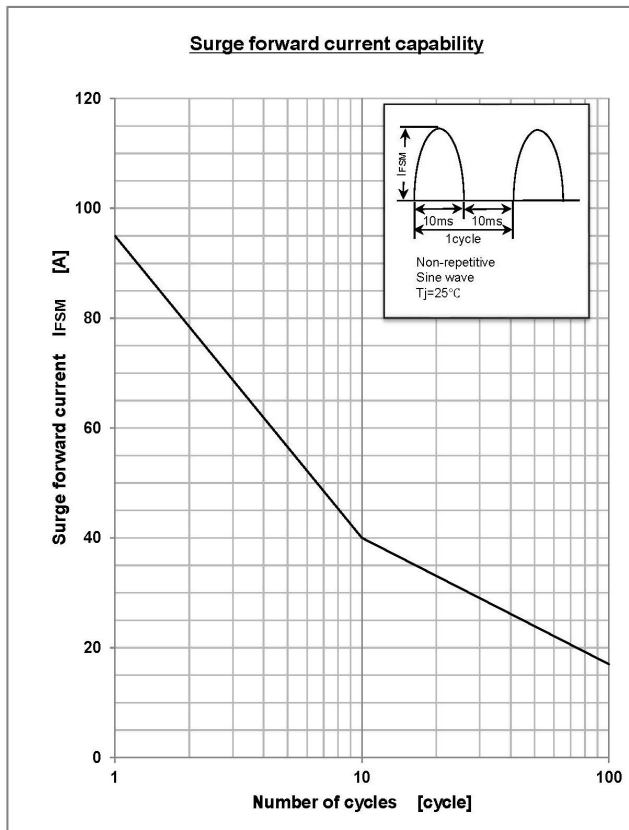
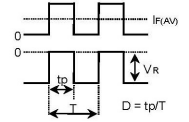
Type	Glass-epoxy
Size	2inch ²
Thickness	1 mm
Conductor thickness	35μm
Pattern area	160 mm ²

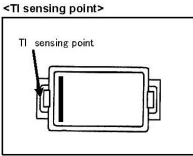
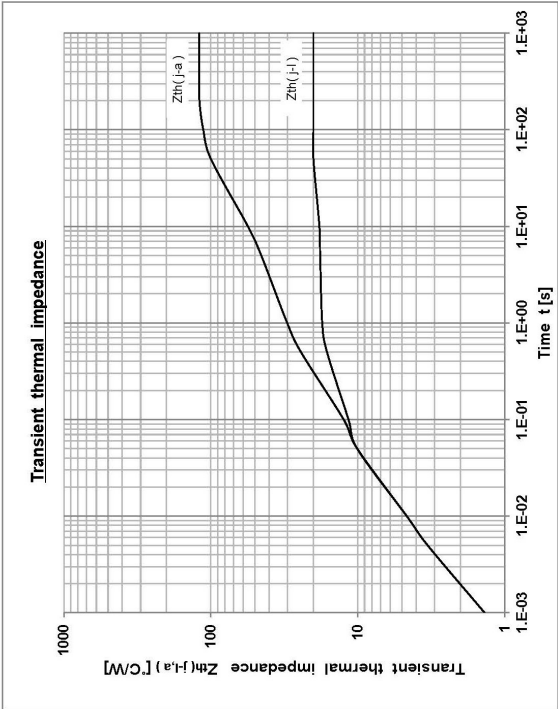
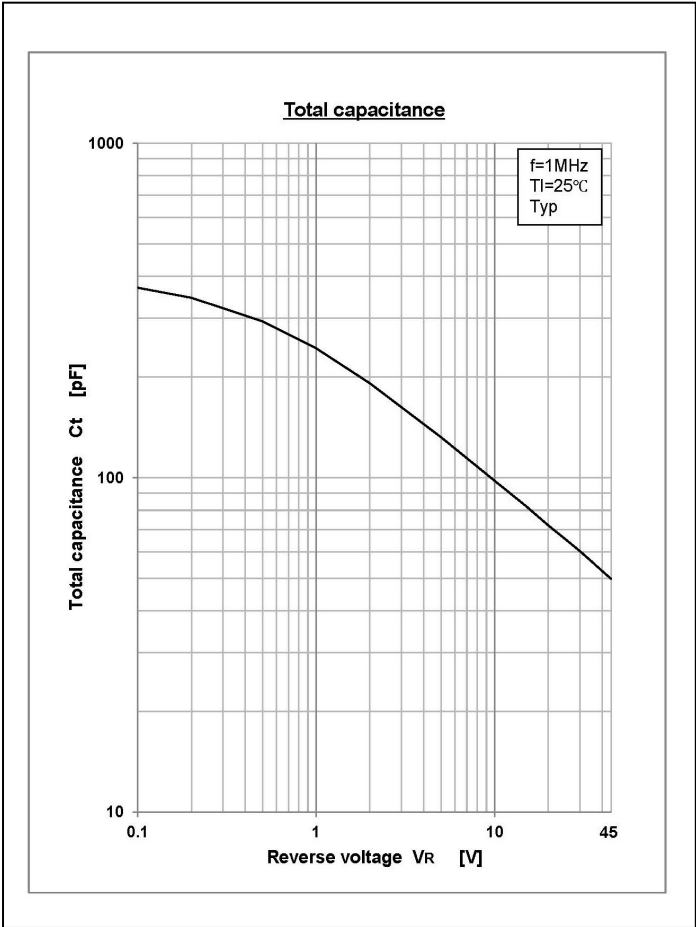


● $V_R = 22.5$ V
R - load
Free in air

● Substrate detail

Type	Glass-epoxy
Size	2inch ²
Thickness	1 mm
Conductor thickness	35μm
Pattern area	160 mm ²





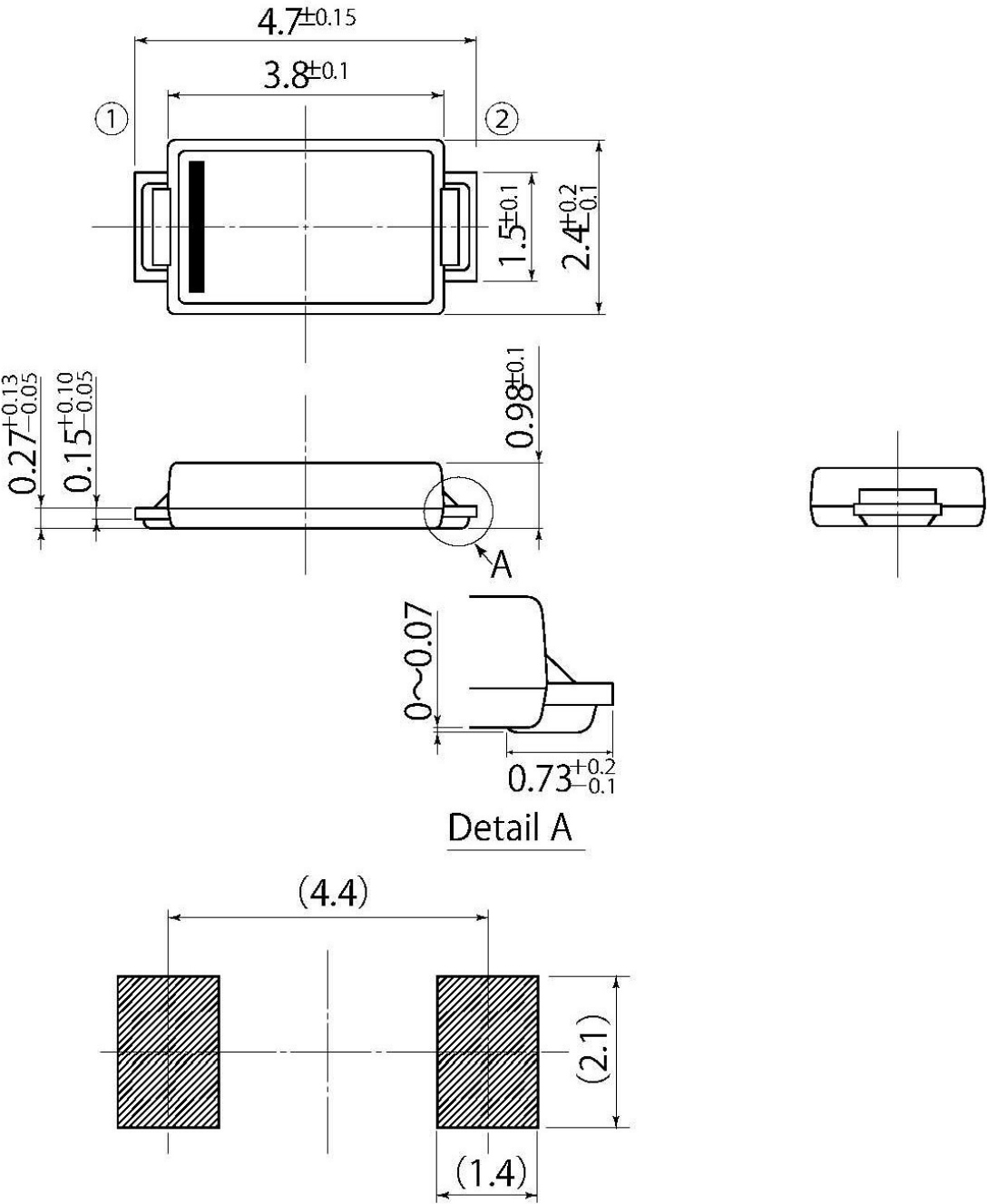
●Substrate detail

Type	Glass-epoxy
Size	2inch ²
Thickness	1 mm
Conductor thickness	35 μm
Pattern area	160 mm ²

Specification No.

B5

JEDEC Code	—
JEITA Code	SC-110B
House Name	CE



• Optimize soldering pad to the board design and soldering condition.

1. If you wish to use any such product, please be sure to refer to the specifications issued by Shindengen.
2. All products described or contained herein are designed with a quality level intended for use in standard applications requiring an ordinary level of reliability. If these products are to be used in equipment or devices for special or specific applications requiring an extremely high grade of quality or reliability in which failures or malfunctions of products may directly affect human life or health, a local Shindengen office must be contacted in advance to confirm that the intended use of the product is appropriate. Shindengen products are grouped into the following three applications according to the quality grade.
 - 【Standard applications】
Computers, office automation and other office equipment, communication terminals, test and measurement equipment, audio/visual equipment, amusement equipment, consumer electronics, machine tools, personal electronic equipment, industrial equipment, etc.
 - 【Special applications】
Transportation equipment (vehicles, ships, etc.), trunk-line communication equipment, traffic signal control systems, anti-disaster/crime systems, safety equipment, medical equipment, etc.
 - 【Specific applications】
Nuclear reactor control systems, aircraft, aerospace equipment, submarine repeaters, life support equipment and systems, etc.
3. Although Shindengen continuously endeavors to enhance the quality and reliability of its products, customers are advised to consider and take safety measures in their design, such as redundancy, fire containment and anti-failure, so that personal injury, fires, or societal damages can be prevented.
4. Please note that all information described or contained herein is subject to change without notice due to product upgrades and other reasons. When buying Shindengen products, please contact the Company's offices or distributors to obtain the latest information.
5. Shindengen shall not bear any responsibility with regards to damages or infringement of any third-party patent rights and other intellectual property rights incurred due to the use of information on this website.
6. The information and materials on this website neither warrant the use of Shindengen's or any third party's patent rights and other intellectual property rights, nor grant license to such rights.
7. In the event that any product described or contained herein falls under the category of strategic products controlled under the Foreign Exchange and Foreign Trade Control Law of Japan, exporting of such products shall require an export license from the Japanese government in accordance with the above law.
8. No reprinting or reproduction of the materials on this website, either in whole or in part, is permitted without proper authorization from Shindengen.